


OVERVIEW

The Point-In-Time (PIT) Count is an annual estimate of the number of people experiencing homelessness in emergency shelters, transitional housing, Safe Havens, encampments, and other unsheltered locations not meant for human habitation. The PIT Count is a one-night snapshot based on the [U.S. Department of Housing and Urban Development's \(HUD\) definition of literal homelessness](#), and it is one data point out of many that helps inform federal funding, services, and resource planning for homeless response in Chicago. The 2024 PIT Count occurred on Thursday, January 25, 2024. Since August 2022, Chicago has welcomed over 40,000 New Arrivals arriving from the southern border, many of whom have needed shelter and services. Based on HUD guidance, Chicago included estimates of New Arrivals in sheltered and unsheltered locations again in this year's PIT Count.

2024 TOPLINE RESULTS



18,836

Total residents counted as experiencing homelessness on January 25, 2024



17,202

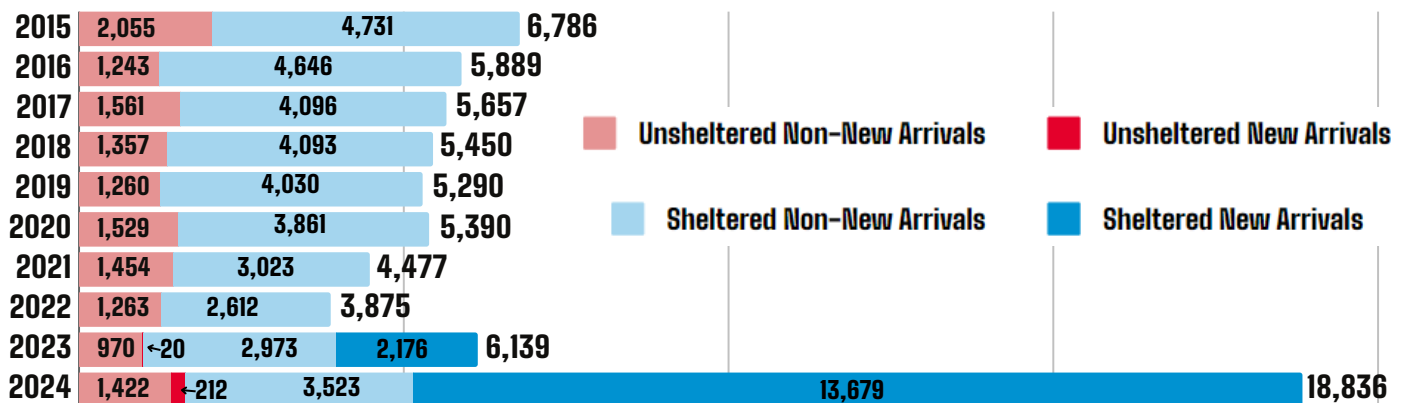
Total individuals residing in shelter



1,634

Total individuals residing in unsheltered locations

PIT COUNT: TOTAL ESTIMATE OF PEOPLE COUNTED, 2015–2024



TRENDS

Sheltered Non-New Arrivals Increases

In the 2024 PIT, there was an 18% increase in the number of non-New Arrivals residing in the general shelter system compared to the 2023 PIT. This increase was driven by expanded winter bed access, new programs starting operations through state and local funding, bed capacity increases in existing shelters, and more non-New Arrivals households – especially families – entering the system as more pandemic supports expired in 2023.

New Arrivals Impact on the Shelter Count

The largest increase in this year's Shelter Count was due to the continued influx of New Arrivals to Chicago in 2023. There were 13,467 New Arrivals residing in designated New Arrivals shelters and an additional 212 New Arrivals staying within the existing Chicago shelter system during the 2024 PIT. New Arrivals accounted for about 80% of those counted in shelter in the 2024 PIT Count.

Increase in the Total Unsheltered Count

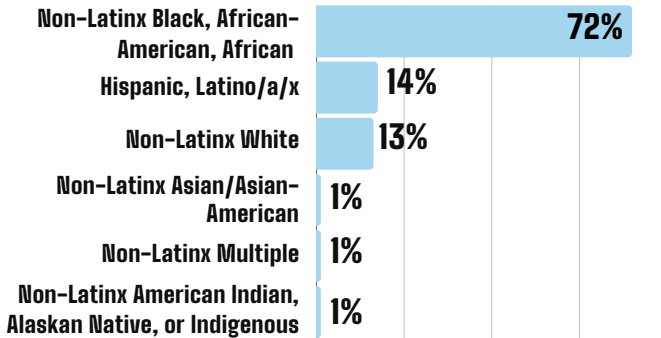
There was a 65% increase in the number of people estimated to be experiencing unsheltered homelessness on the night of the Count from 2023 to 2024. This increase was driven by improvements to counting methodology in encampments and public transit, including a "Pre-PIT Scan" by outreach teams in December to help counters find more people during the PIT. Additionally, the O'Hare Airport Intake Center for New Arrivals opened in May 2023 and 151 people were onsite during the Count.

2024 DEMOGRAPHICS

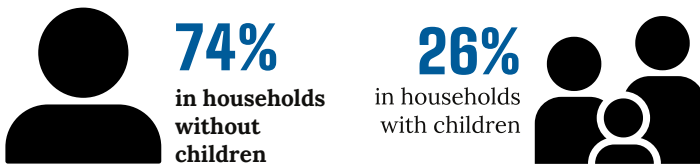
While the majority of New Arrivals identify as Hispanic/Latino/a/x, the non-New Arrivals population is more varied in their racial/ethnic identities. However, like previous years of PIT data, Black non-New Arrivals continue to be disproportionately experiencing homelessness in Chicago. Under one-third of Chicago's population identifies as Black/African-American, 72% of non-New Arrivals experiencing homelessness identified as Non-Latinx Black/African- American.

NON-NEW ARRIVALS

RACE/ETHNICITY

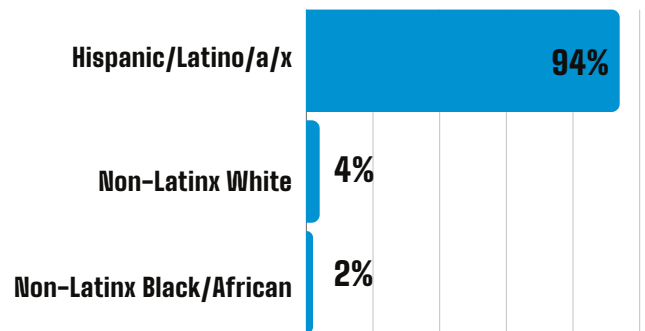


HOUSEHOLD COMPOSITION

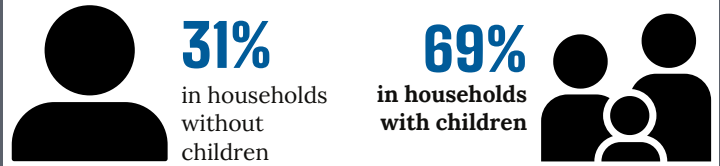


NEW ARRIVALS

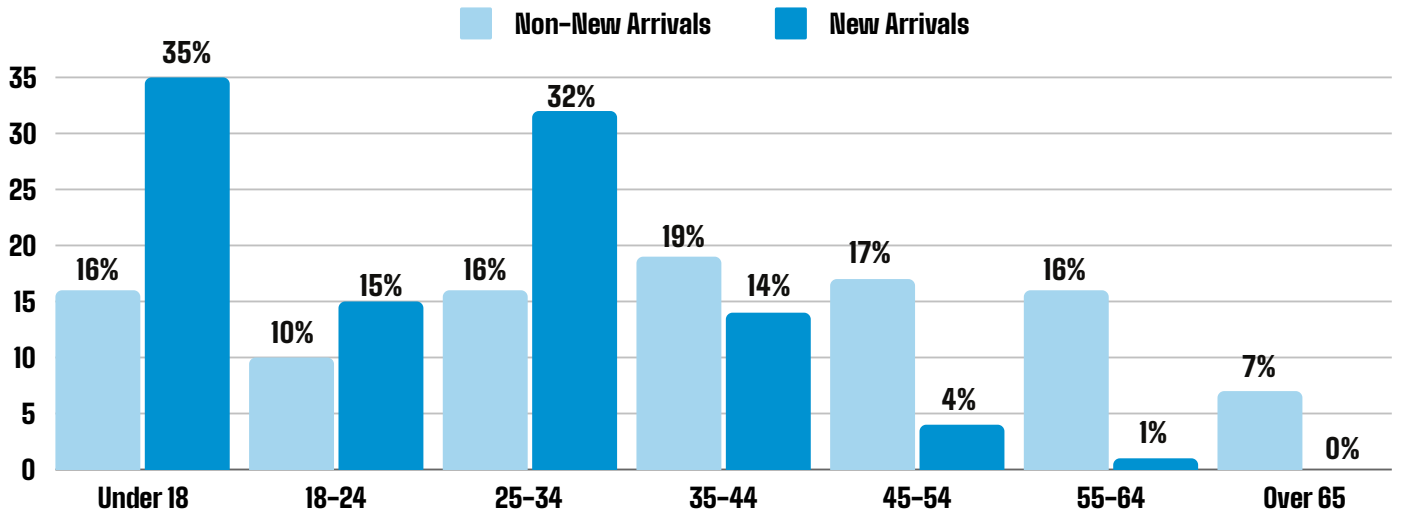
RACE/ETHNICITY



HOUSEHOLD COMPOSITION



AGE



The PIT Count is organized and led by the Chicago Department of Family and Support Services in collaboration with All Chicago and the Nathalie P. Voorhees Center at the University of Illinois at Chicago. The 2024 results can be found at: www.cityofchicago.org/fss. Previous years' findings about Chicago's homeless trends can be found at that same link. The PIT Count is an estimate of the number of people experiencing homelessness one night each year. It is not an estimate throughout the year, and it does not include those in unstable housing situations.